




Atlas Surface Mount LED Luminaire

Catalog Number TCPATLASGS60H

Notes

Type



Atlas Surface Mount LED Luminaire

Installation

Ceiling or wall surface mounted. Before installation, please consult your local ordinances and building codes for compliance.

Warranty

Five years against defects in manufacturing.

Listing

Pending, driver is UL listed

Application

TCP's Atlas Surface Mount LED Luminaire is designed for applications that require a surface mounted fixture with a long life and low maintenance requirement. This includes gas station canopies, parking garages, stairwells, building facades, walk-in coolers, and other similar applications.

Description

This LED luminaire was designed for optimum performance and is a more efficient alternative to incandescent, metal halide and linear lamps. The Atlas Surface Mount LED Luminaire is easy to install and has a long life, making it perfect for hard to reach areas.

Construction

TCP's Atlas Surface Mount LED Luminaire uses 60 High-Power LumiLED Rebel LEDs. It is constructed from heavy gauge sheet aluminum, which is powder coated in a durable white finish. It is 15.75" square, 2.8" tall, and weighs 18.7 pounds. It has an IP65 weather rating.

Electrical

The driver is UL listed, has a power factor of 0.98, and an input voltage of 120-277 VAC (50/60 Hz). The Luminaire is rated at 100 watts, with a THD of less than 10%. Electrical protections include OVP, OCP, SCP, and OTP.

Performance

LED Life: 50,000 hrs

CCT: White 5500°K (Other color temperatures available upon request)


CRI: 71

Total Lumen Output: 7610 (IESNA LM-79-08 Test Procedure)

Lumens Per Watt: 80.4

Coverage: Type V

Operating Temperature: -20°F ~ 140°F



Mounting Plate

Back View

TCP, Inc.

325 Campus Dr. | Aurora, Ohio 44202 | P: 800-324-1496 | tcp.com

©TCP, Inc. 2011/45812

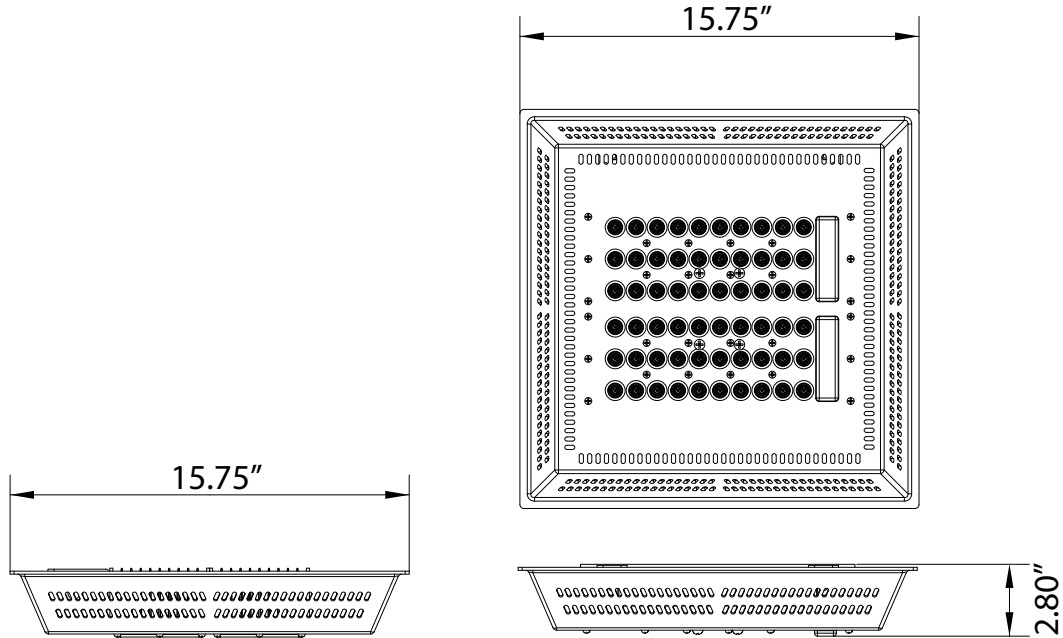
TCP is proud to have been awarded ENERGY STAR® Partner of the Year 2010.



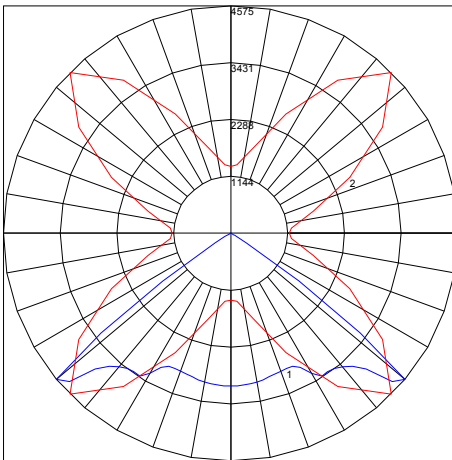


Atlas Surface Mount LED Luminaire

Dimensions & Construction



Photometric Report



Maximum Candela = 4575 Located At Horizontal Angle = 45, Vertical Angle = 50
 # 1 - Vertical Plane Through Horizontal Angles (45 - 225) (Through Max. Cd.)
 # 2 - Horizontal Cone Through Vertical Angle (50) (Through Max. Cd.)

Candela Distribution

Effective Floor Cavity Reflectance 0.20

RC	80				70				50			30			10			0
RW	70	50	30	10	70	50	30	10	50	30	10	50	30	10	50	30	10	0
0	119	119	119	119	116	116	116	116	111	111	111	106	106	106	102	102	102	100
1	112	108	105	102	109	106	103	101	102	100	98	98	96	95	95	93	92	90
2	104	98	93	88	102	96	91	87	93	89	85	89	86	83	87	84	81	80
3	96	88	82	76	94	87	81	76	84	79	74	81	77	73	79	75	72	70
4	89	79	72	67	87	78	71	66	76	70	65	74	69	64	72	67	64	62
5	83	72	64	58	81	71	63	58	69	62	57	67	61	57	65	60	56	54
6	77	65	57	51	75	64	57	51	62	56	51	61	55	50	59	54	50	48
7	71	59	51	46	70	58	51	46	57	50	45	55	49	45	54	49	45	43
8	66	54	46	41	65	53	46	41	52	45	40	51	45	40	50	44	40	38
9	62	49	42	37	60	49	42	37	48	41	36	47	41	36	46	40	36	34
10	58	45	38	33	57	45	38	33	44	37	33	43	37	33	42	37	33	31

Zonal Lumen Summary

Zone	Lumens	% Fixt.
0-30	2491.69	32.70
0-40	4400.23	57.80
0-60	7556.11	99.30
0-90	7609.86	100.00
90-120	0.00	0.00
90-130	0.00	0.00
90-150	0.00	0.00
90-180	0.00	0.00
0-180	7609.86	100.00

Total Luminaire Efficiency = N.A.%

Luminance Data in Candela/ Square Meter

Angle	0.0	45.0	90.0
45°	69981	95168	68647
55°	3927	51051	4110
65°	1033	2396	950
75°	742	540	742
85°	200	0	200

Photometric Report

Total Input Watts (120V)	94.6
Luminaire Efficacy Rating (LER)	80.4%
Spacing Criterion (0-180)	1.38
Spacing Criterion (90-270)	1.38

Photometric Data by
Independent Testing Lab.
ITL Boulder.

TCP, Inc.

325 Campus Dr. | Aurora, Ohio 44202 | P: 800-324-1496 | tcp.com

©TCP, Inc. 2011/45812

TCP is proud to have been awarded
ENERGY STAR® Partner of the Year 2010.

